

**2023 Asia-Pacific ESA
Meeting in Seoul, Republic of Korea**

**Information
Booklet**



**May 19–21, 2023
Wooseok Economics Hall, SNU**

Travel

How to reach Seoul?

While South Korea maintains visa-free arrangement with many countries, all short-term visitors from all of those countries are required to obtain K-ETA (Korean Electronic Travel Authorization) BEFORE travel. That includes people with passports from US, European countries, Japan, Australia, etc. As a rule of thumb, if you do not need visa to visit Korea, then you need K-ETA.

- How To Apply: Visit this [\[website\]](#) and apply electronically. The cost is 10,000 KRW which is about 8 USD per person. K-ETA is valid for 2 years from the date of approval. The application process is straightforward and takes only a few minutes. Please keep in mind that you should apply for K-ETA at least 72 hours before boarding your flight or ship bound to the Republic of Korea as the process may take more than 72 hours.
- We highly recommend that you apply for K-ETA with sufficient time. The application requires a valid passport, valid e-mail address, face image photo, and credit/debit card for the fee payment. For more details, please read Application Guide carefully on the K-ETA website.
- From 2023.4.1, 22 countries and regions have been temporarily exempted from K-ETA (Korean Electronic Travel Authorization). List of 22 countries/regions eligible for temporary exemption of K-ETA are as follows: Australia, Austria, Belgium, Canada, Denmark, Finland, France, Germany, Hong Kong, Italy, Japan, Macao, Netherlands, New Zealand, Norway, Poland, Singapore, Spain, Sweden, Taiwan, UK, US (including Guam). Please check the [\[website\]](#) for more details.
- For those who need an RT-PCR test on their way home after the conference, we will guide you to places where you can do an RT-PCR test: [\[Seoul Garden Hotel\]](#) or [\[Incheon Airport\]](#).

How to get to the Seoul Garden Hotel from Incheon Airport?

There are several options to get to the Seoul Garden Hotel from Incheon International Airport.

- Airport Bus 6015: This bus departs at the bus stop 5 on the first floor (arrival floor) from Terminal 1, and at the bus stop 28 on the basement floor (a floor below arrival floor) from Terminal 2. It runs every 15-25 minutes and takes you directly to Mapo station, which is near to the hotel's main gate. The travel time is less than an hour, and the transportation charge for this option is 17,000 KRW. To see a detailed bus timetable, please refer to [\[HERE\]](#).
- KAL Limousine Bus 6702: This bus departs at the bus stop 3 on the first floor (arrival floor) from Terminal 1, and at the bus stop 18 on the basement floor (a floor below

arrival floor) from Terminal 2. It runs every 1-3 hours and takes you directly to Mapo station, which is near to the hotel's main gate. The travel time is less than an hour, and the transportation charge for this option is 18,000 KRW. To see a detailed bus timetable, please refer to [\[HERE\]](#).

- Airport Railroad (AREX): There are two types of AREX train: Express and All Stop. You need to take All Stop train as this takes you to Gongdeok station, which is 5 minutes away by walk from the hotel's main gate. The travel time is about an hour, and the transportation charge for this option is less than 5,000 KRW. Please note that only cash will be accepted to get the AREX ticket.



- Taxi: Taxis are available outside the arrival halls of both Terminal 1 and 2. This is the most expensive option. The travel time is about an hour, and the transportation charge for this option is around 50,000 KRW. You can download and use “Kakao T” from online app-store.

How to get to the Seoul Garden Hotel from Gimpo Airport?

If you arrive at Gimpo International Airport, there are a couple of options you can choose from:

- Airport Railroad (AREX): There are two types of AREX train: Express and All Stop. You need to take All Stop train as this takes you to Gongdeok station, which is 5 minutes away by walk from the hotel's main gate. The travel time is less than an hour, and the transportation charge for this option is less than 2,000 KRW. Please note that only cash will be accepted to get the AREX ticket.
- Taxi: Taxis are available outside the arrival halls of both domestic and international terminals. This is the most expensive option. The travel time is about half an hour, and the transportation charge for this option is around 20,000 KRW. You can download and use “Kakao T” from online app-store.

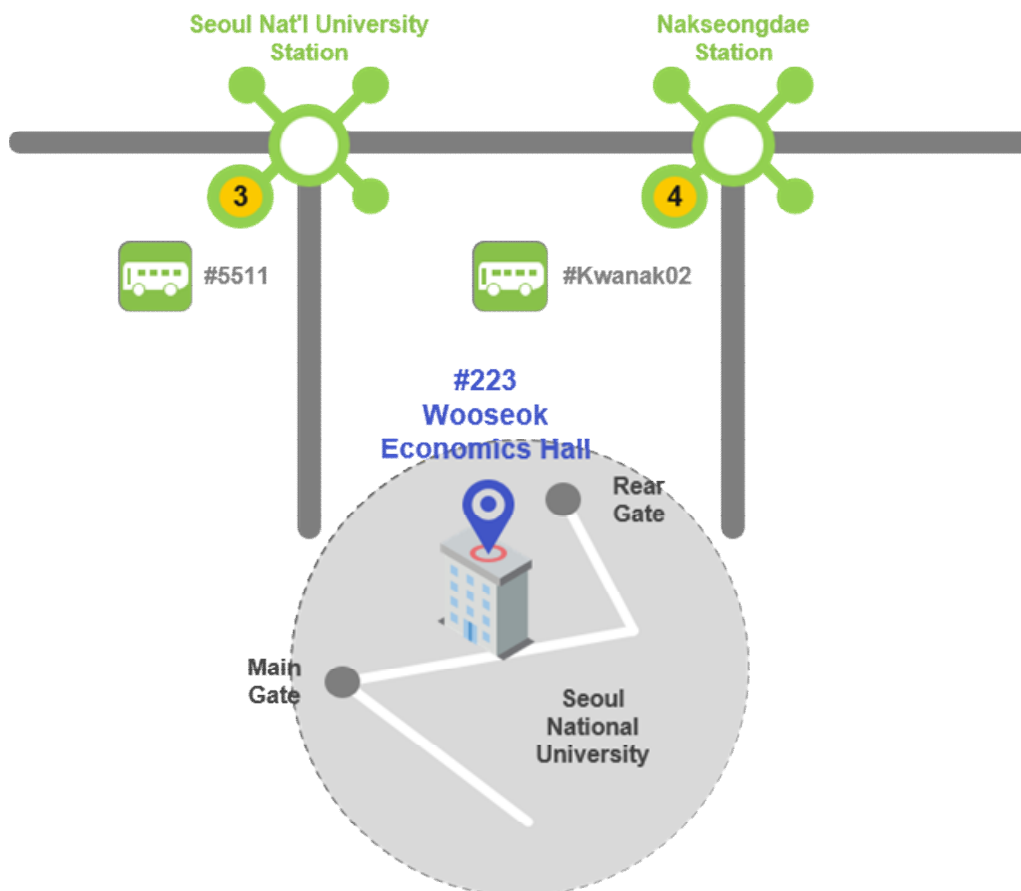
Conference Venue

How to get to the conference venue?

If you are staying at the Seoul Garden Hotel, you can take free shuttle bus from the hotel to the conference venue. This bus departs from the hotel at 8AM everyday, and departs from the conference venue at 6PM on May 19.

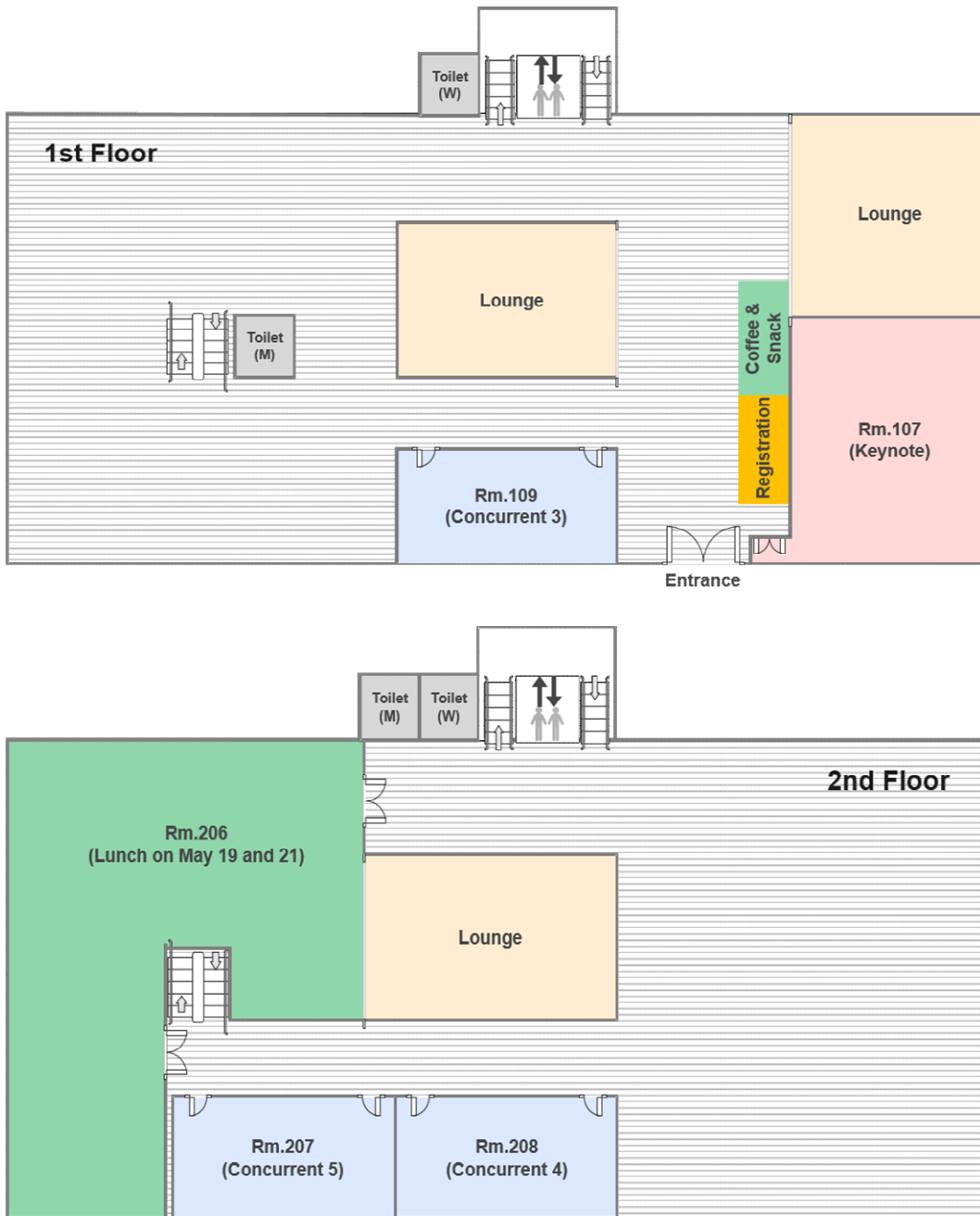
If you need to get to the conference venue by public transportation, there are several options you can choose from:

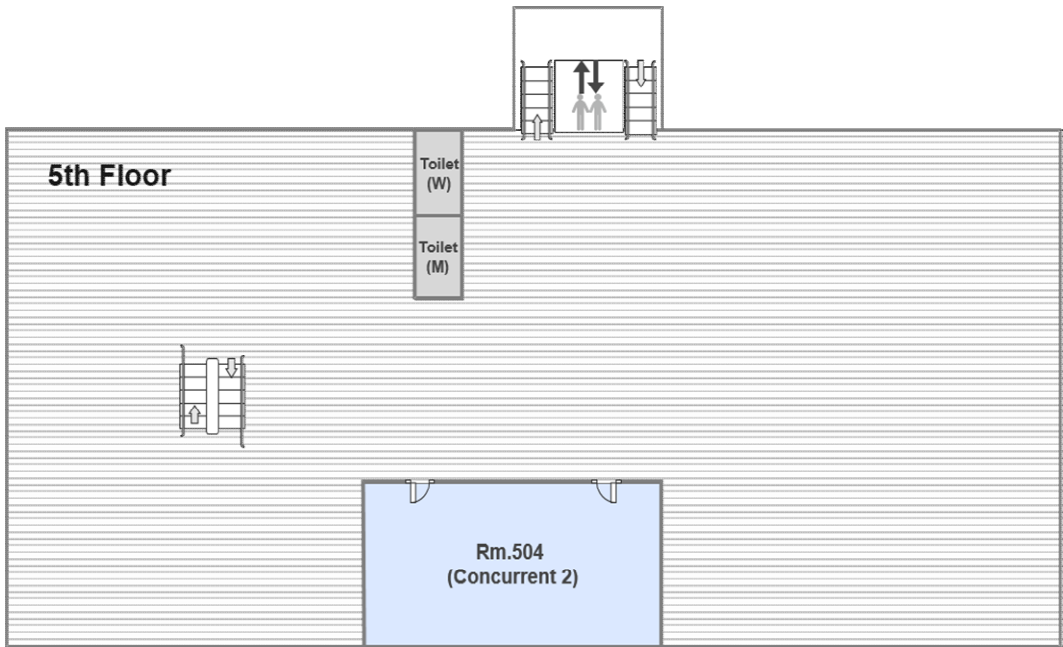
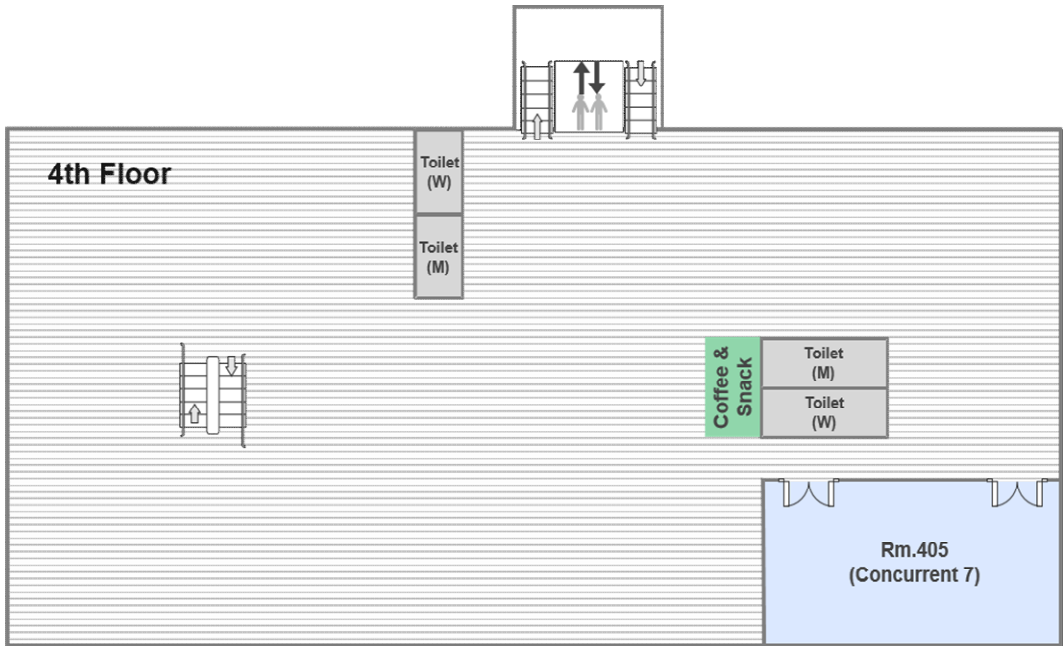
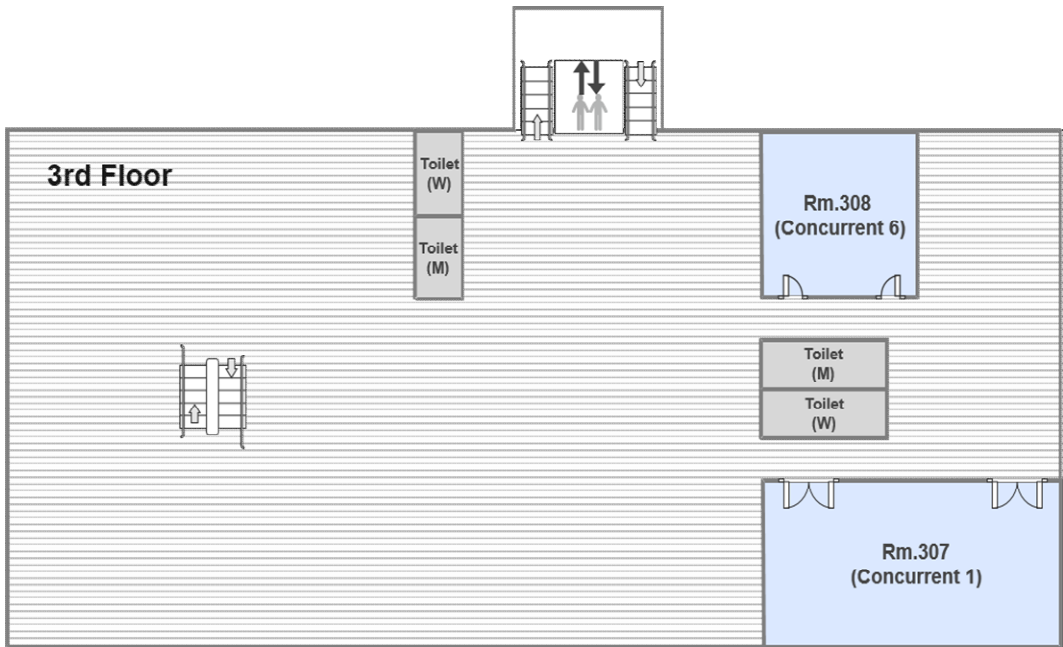
- Subway Line #2, Seoul Nat'l University (Gwanak-gu Office) Station: If you arrive at this station, you can take Exit 3 and then take bus #5511 and get off at the College of Veterinary Medicine station.
- Subway Line #2, Nakseongdae Station: If you arrive at this station, you can take Exit 4 and then take bus #Kwanak02, and get off at the “Kwanaksa” station. From there, you can transfer to the on-campus shuttle bus heading for the main gate of Seoul National University, and get off at the College of Veterinary Medicine Station.



To access detailed information on Seoul National University, please download the attached [\[brochure\]](#).

Map Floor of the Conference Venue





During the Conference

Name Tags

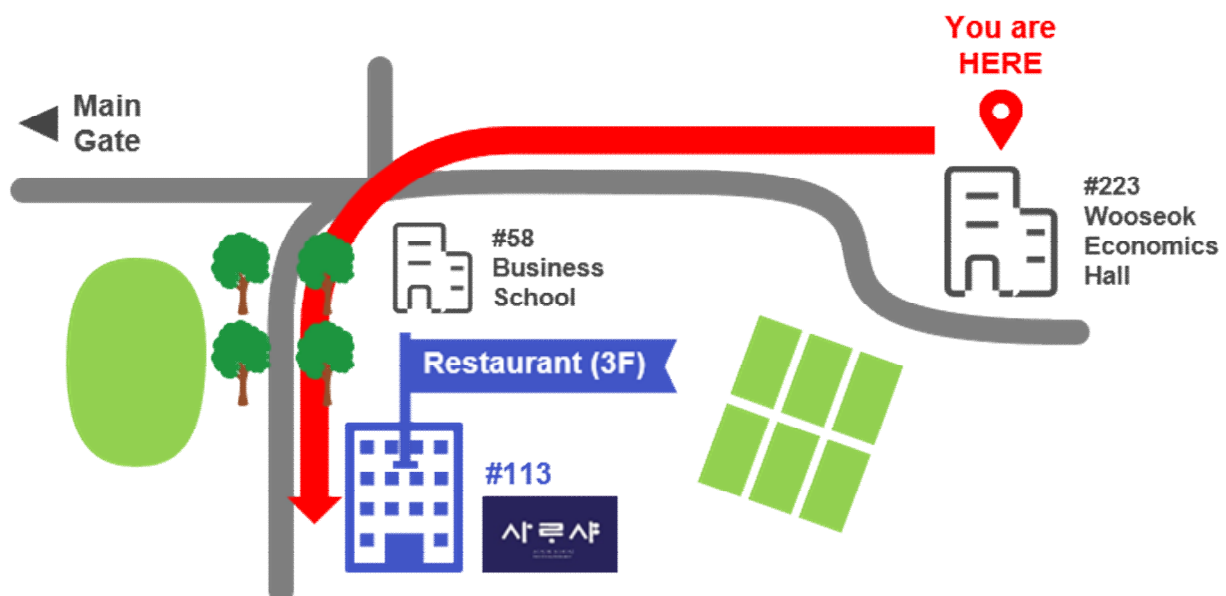
You will receive your name tag either during welcoming reception or registration. We kindly recommend that you wear your name tag at all times as it can help shorten introductions with other attendees.

Conference Staff

Members of the 2023 APESA team are identifiable by their STAFF tags. The conference staff will assist during registration, sessions, breaks and tours, and are happy to provide general information and guidance.

Lunches

Lunches will be served (i) in Room 206 on the second floor of the conference venue on May 19th and 21st, and (ii) in the restaurant “SARSHA” located in Building #113 on May 20th. Please remember to bring your lunch coupon, which is included in your name tag, when you go to have lunch at the restaurant. We have prepared various dish options for participants with specific dietary restrictions or allergies. We kindly recommend that they carefully check the food labels for ingredients.



Coffee Breaks

Coffee breaks will be held in the Coffee & Snack area on the first and fourth floor of the conference venue.

Internet

As a visitor to Seoul National University (SNU), you can access the wireless Internet using Eduroam or the SNU guest WiFi network. If you are a member of a participating institution in Eduroam, you can use your home institution's credentials to connect to the Eduroam network at SNU. If you do not have access to Eduroam, you can use the SNU guest WiFi network. To access the guest WiFi network, please follow these steps:

1. Go to the WiFi settings on your device.
2. Select the "SNU Guest" network from the list of available networks.
3. Open a web browser and navigate to any website. You will be redirected to the SNU Guest Portal.
4. Register as a guest by providing your name, email address, and mobile phone number.
5. Agree to the terms and conditions of use.
6. Once you have completed these steps, you will be able to access the SNU guest WiFi network.

Additionally, visitors to SNU can find more information about the campus and its facilities on the university's official website.

Seoul City Tour

We are excited to invite you to join us for a city tour on May 21st (Sun) to explore one of the famous palaces in Seoul. Our tour will start after the conference closing and will provide a unique opportunity to learn about the rich cultural heritage of Korea. We will provide a comfortable bus for transportation, ensuring that you arrive at the site safely and efficiently. However, please keep in mind that we will travel to one among the tourist attractions listed below, depending on traffic and weather conditions. We appreciate your flexibility and understanding in this matter.

- **Changdeokgung:** Constructed in the early 15th century and was designed to harmonize with the natural surroundings of the area. It boasts beautiful gardens, pavilions, and other structures that showcase traditional Korean architecture.
- **Gyeongbokgung:** Built in the late 14th century and was once the main palace of the Joseon Dynasty. It has undergone extensive restoration efforts and is now considered one of the most iconic landmarks in Seoul.
- **Changgyeonggung:** Built in the 15th century and served as a secondary residence for the royal family. It features a unique blend of Chinese and Korean architectural styles and is known for its tranquil atmosphere and beautiful lotus ponds.